

WEIGHT & BALANCE REPORT

Original as Weighed on: 7-Mar-03

Registration: C-FERA
 Manufacturer: MD HELICOPTERS INC.
 Model: 500D
 Serial No: 980346D

Scales P/N: 3-0057-BA-3C
 S/N: 1308-3C
 Weighed with: All oils full
 Zero Fuel

Weighing points
 Fwd Jackpoint, L/H
 Fwd Jackpoint, R/H
 Aft Jackpoint

Scale	Tare	Net Weight	Arm	Moment
695.0	0.0	695.0	96.9	67345.5
686.0	0.0	686.0	96.9	66473.4
188.0	0.0	188.0	197.2	37073.6
		1569.0	108.9	170892.5

	Longitudinal			Lateral	
	Weight	Arm	Moment	Arm	Moment
Empty Weight & C of G	1569.0	108.9	170892.5	-0.15	-230.4

Most Forward C of G

Empty Weight	1569.0	108.9	170892.5	-0.15	-230.4
Pilot	200.0	73.5	14700.0	-13.00	-2600.0
Passenger (Fwd)	200.0	71.5	14300.0	2.60	520.0
Passenger (Fwd)	200.0	73.5	14700.0	18.10	3620.0
Critical Fuel	40.0	90.6	3624.0	0.00	0.0
	2209.0	98.8	218216.5	0.59	1309.6

Most Aft C of G

Empty Weight	1569.0	108.9	170892.5	-0.15	-230.4
Pilot	200.0	73.5	14700.0	-13.00	-2600.0
Passenger (Aft)	200.0	105.0	21000.0	12.10	2420.0
Passenger (Aft)	200.0	105.0	21000.0	-12.10	-2420.0
Baggage under Seat	30.0	110.0	3300.0	0.00	0.0
	2199.0	105.0	230892.5	-1.29	-2830.4

The maintenance described above has been performed in accordance with airworthiness requirements. All configuration calculations have been reviewed for accuracy.

Signature & Licence # _____

AMO158-90

Amendment #4

Date: 5-Mar-09

Registration: **C-FERA**
 Manufacturer: Hughes
 Model: 500D
 Serial No: 980346D

**Purpose: Remove Current Artex ELT/Antenna,
 Install Kannad 406 ELT/Antenna**

	1572.3	108.8000191	171066.27	-0.146855	-230.9
	Longitudinal			Lateral	
Empty Weight as per W & B:	Weight	Arm	Moment	Arm	Moment
Amendment#3	1572.3	108.8	171066.3	-0.146855	-230.9
Rem Artex ELT	-4.2	44.7	-187.7	6.50	-27.3
Rem Artex ELT Antenna	-0.2	82.5	-16.5	-25.80	5.2
Inst Kannad 406 ELT	1.9	44.7	84.9	6.50	12.4
Inst Kannad 406 ELT Antenna	0.4	82.5	33.0	-25.80	-10.3

New Empty Weight	1570.2	108.9	170980.0	-0.160	-251.0
-------------------------	---------------	--------------	-----------------	---------------	---------------

Most Forward C of G

Empty Weight	1570.2	108.9	170980.0	-0.16	-251.0
Pilot	200.0	73.5	14700.0	-13.00	-2600.0
Passenger (Fwd)	200.0	71.5	14300.0	2.60	520.0
Passenger (Fwd)	200.0	73.5	14700.0	18.10	3620.0
Critical Fuel	40.0	90.6	3624.0	0.00	0.0
	2210.2	98.8	218304.0	0.58	1289.0

Most Aft C of G

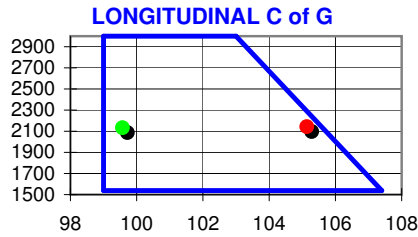
Empty Weight	1570.2	108.9	170980.0	-0.16	-251.0
Pilot	200.0	73.5	14700.0	-13.00	-2600.0
Passenger (Aft)	200.0	105.0	21000.0	12.10	2420.0
Passenger (Aft)	200.0	105.0	21000.0	-12.10	-2420.0
Baggage under Seat	50.0	110.0	5500.0	0.00	0.0
	2220.2	105.0	233180.0	-1.28	-2851.0

The maintenance described above has been performed in accordance with airworthiness requirements. All configuration calculations have been reviewed for accuracy.

Signature & Licence #

AMO158-90

Amendment #4		1570.2	108.9	170980.0	-0.16	-251.0
New Empty Weight		1570.2	108.9	170980.0	-0.16	-251.0
Most Forward C of G	●	2120.2	99.9	211749.0	0.50	1057.99
Most Aft C of G	●	2130.2	105.5	224675.0	-1.16	-2461.0

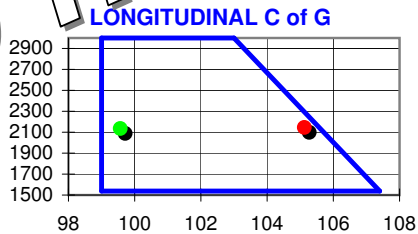


WEIGHT & BALANCE CONFIGURATION NO. 2

Purpose: Addition of Inlet Diverter

Empty Weight as per W & B:	Longitudinal		Lateral		
	Weight	Mo	Arm	Moment	
Amendment #4	1570.2	108.9	-0.16	-251.0	
Add Inlet Diverter	2.0	91.8	0.00	0.0	
New Empty Weight	1572.2	108.8	-0.16	-251.0	
Most Forward C of G	2120.2	99.9	0.50	1057.99	
Most Aft C of G	2130.2	105.5	-1.15	-2461.0	

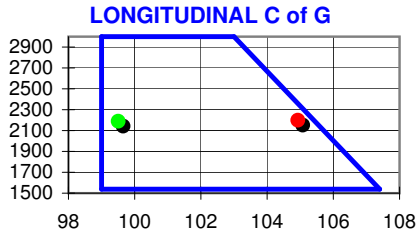
NIA TO THIS AIRCRAFT



WEIGHT & BALANCE CONFIGURATION NO. 3

Purpose: Addition of Skyrotors Pods

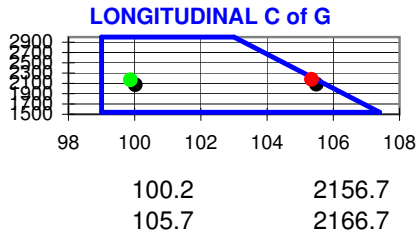
	Longitudinal			Lateral	
	Weight	Arm	Moment	Arm	Moment
Empty Weight as per W & B:					
Amendment #4	1570.2	108.9	170980.0	-0.16	-251.01
Add Sky Pods	56.0	96.9	5426.4	0.00	0.00
New Empty Weight	1626.2	108.5	176406.4	-0.15	-251.0
Most Forward C of G	●	2176.2	99.8	217175.4	0.49
Most Aft C of G	●	2186.2	105.3	230101.4	-1.13



WEIGHT & BALANCE CONFIGURATION NO. 4

Purpose: Addition of Fargo Aux Tank (Only)

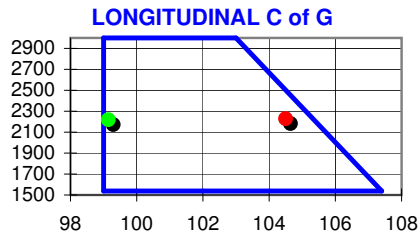
	Longitudinal			Lateral	
	Weight	Arm	Moment	Arm	Moment
Empty Weight as per W & B:					
Amendment #4	1570.2	108.9	170980.0	-0.16	-251.0
Add Aux Tank	36.5	117.3	4282.9	0.00	0.0
New Empty Weight	1606.7	109.1	175262.9	-0.16	-251.0
Most Forward C of G	●	2156.7	100.2	216031.9	0.49
Most Aft C of G	●	2166.7	105.7	228957.9	-1.14



WEIGHT & BALANCE CONFIGURATION NO. 5

Purpose: Addition of Viking Cargo Pod

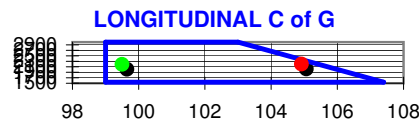
	Longitudinal			Lateral		
	Weight	Arm	Moment	Arm	Moment	
Empty Weight as per W & B:						
Amendment #4	1570.2	108.9	170980.0	-0.16	-251.0	
Add Viking Pod	85.8	88.5	7593.3	0.00	0.0	
New Empty Weight	1656.0	107.8	178573.3	-0.15	-251.0	
Most Forward C of G	●	2206.0	99.4	219342.3	0.48	1057.99
Most Aft C of G	●	2216.0	104.8	232268.3	-1.11	-2461.0



WEIGHT & BALANCE CONFIGURATION NO. 6

Purpose: Addition of Inlet Diverter & Sky Pods

	Weight	Longitudinal			Lateral	
		Arm	Moment	Arm	Moment	
Empty Weight as per W & B:						
Amendment #4	1570.2	108.9	170980.0	-0.16	-251.0	
Add Inlet Diverter	218.2	2.0	185.6	0.00	0.0	
Add Sky Pods	5426.4	0.0	5426.4	0.00	0.0	
New Empty Weight	17770.0	108.5	176592.0	-0.15	-251.0	
Most Forward C of G	●	2178.2	99.8	217361.0	0.49	1057.99
Most Aft C of G	●	2188.2	105.2	230287.0	-1.12	-2461.0



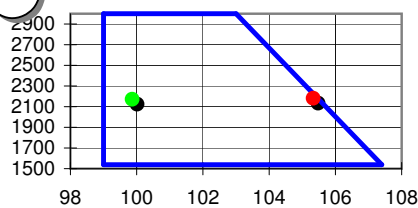
NIA TO THIS AIRCRAFT

WEIGHT & BALANCE CONFIGURATION NO. 7

Purpose: Addition of Inlet Diverter & Fargo Aux Tank

	Longitudinal			Lateral	
	Weight	Arm	Moment	Arm	Moment
Empty Weight as per W & B:	1570.2	108.9	16910	-0.16	-251.0
Amendment #4					
Add Inlet Diverter	2.0	8.6	17.2	0.00	0.0
Add Fargo Aux Tank	36.5	114.4	4174.5	0.00	0.0
New Empty Weight	1608.7	109.9	17548.5	-0.16	-251.0
Most Forward C of G	213.1	100.2	216217.5	0.49	1057.99
Most Aft C of G	218.7	105.7	229143.5	-1.13	-2461.0

LONGITUDINAL C of G

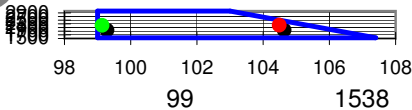


WEIGHT & BALANCE CONFIGURATION NO. 8

Purpose: Addition of Inlet Diverter & Viking Cargo Pod

	Longitudinal			Lateral	
	Weight	Arm	Moment	Arm	Moment
Empty Weight as per W & B:	1570.2	108.9	16910	-0.16	-251.0
Amendment #4					
Add Inlet Diverter	2.0	2.1	4.2	0.00	0.0
Add Viking Cargo Pod	34.1	229.4	7802.5	0.00	0.0
New Empty Weight	1606.3	107.8	178758.9	-0.15	-251.0
Most Forward C of G	200.5	99.4	219527.9	0.48	1057.99
Most Aft C of G	2218.0	104.8	232453.9	-1.11	-2461.0

LONGITUDINAL C of G

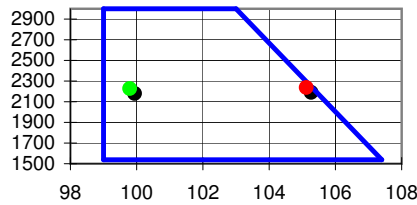


WEIGHT & BALANCE CONFIGURATION NO. 9

Purpose: Addition of Inlet Diverter, Fargo Aux Tank & Sky Pods

	Longitudinal			Lateral	
	Weight	Arm	Moment	Arm	Moment
Empty Weight as per W & B:	1570.2	108.9	169000.0	-0.16	-251.0
Amendment #4					
Add Inlet Diverter	2.0	8.8	17.6	0.00	0.0
Add Fargo Aux Tank	36.5	117.2	4282.9	0.00	0.0
Add Sky Pods	85.8	62.4	5426.4	0.00	0.0
New Empty Weight	1694.5	108.7	180874.9	-0.15	-251.0
Most Forward C of G	2274.7	100.1	221643.9	0.48	1057.99
Most Aft C of G	2224.7	105.4	234569.9	-1.11	-2461.0

LONGITUDINAL C of G

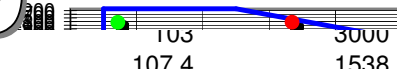


WEIGHT & BALANCE CONFIGURATION NO. 10

Purpose: Addition of Inlet Diverter, Fargo Tank & Viking Pod

	Longitudinal			Lateral	
	Weight	Arm	Moment	Arm	Moment
Empty Weight as per W & B:	1570.2	108.9	169000.0	-0.16	-251.0
Amendment #4					
Add Inlet Diverter	2.0	92.0	184.0	0.00	0.00
Add Fargo Aux Tank	36.5	117.2	4282.9	0.00	0.00
Add Viking Cargo Pod	85.8	89.5	7593.3	0.00	0.00
New Empty Weight	1694.5	107.4	183041.8	-0.15	-251.01
Most Forward C of G	2274.7	99.7	223810.8	0.47	1057.99
Most Aft C of G	2224.7	105.0	236736.8	-1.09	-2461.0

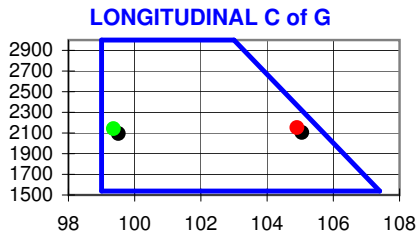
LONGITUDINAL C of G



WEIGHT & BALANCE CONFIGURATION NO. 11

Purpose: Addition of Dual Controls

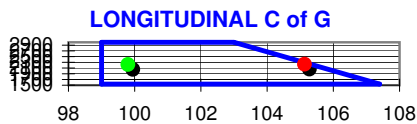
Empty Weight as per W & B:	Longitudinal			Lateral		
	Weight	Arm	Moment	Arm	Moment	
Amendment #4	1570.2	108.9	170980.0	-0.16	-251.0	
Add Dual Controls	9.4	51.0	479.4	0.00	0.0	
New Empty Weight	1579.6	108.5	171459.4	-0.16	-251.0	
Most Forward C of G	●	2129.6	99.7	212228.4	0.50	1057.99
Most Aft C of G	●	2139.6	105.2	225154.4	-1.15	-2461.0



WEIGHT & BALANCE CONFIGURATION NO. 12

Purpose: Addition of Fargo Aux Tank & Sky Pods

Empty Weight as per W & B:	Longitudinal			Lateral		
	Weight	Arm	Moment	Arm	Moment	
Amendment #4	1570.2	108.9	170980.0	-0.16	-251.0	
Add Fargo Aux Tank	36.5	117.3	4282.9	0.00	0.0	
Add Sky Pods	56.0	96.9	5426.4	0.00	0.0	
New Empty Weight	1662.7	108.7	180689.3	-0.15	-251.0	
Most Forward C of G	●	2212.7	100.1	221458.3	0.48	1057.99
Most Aft C of G	●	2222.7	105.5	234384.3	-1.11	-2461.0

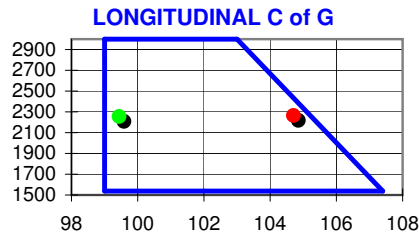


WEIGHT & BALANCE CONFIGURATION NO. 13

Purpose: Addition of Fargo Aux Tank & Viking Cargo Pod

	Longitudinal			Lateral	
	Weight	Arm	Moment	Arm	Moment
Empty Weight as per W & B:					
Amendment #4	1570.2	108.9	170980.0	-0.16	-251.01
Add Fargo Aux Tank	36.5	117.3	4282.9	0.00	0.00
Add Viking Cargo Pod	85.8	88.5	7593.3	0.00	0.00
New Empty Weight	1692.5	108.0	182856.2	-0.15	-251.01

Most Forward C of G	●	2242.5	99.7	223625.2	0.47	1057.99
Most Aft C of G	●	2252.5	105.0	236551.2	-1.09	-2461.0

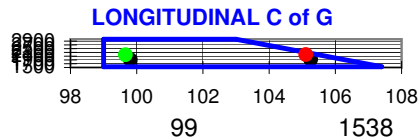


WEIGHT & BALANCE CONFIGURATION NO. 14

Purpose: Addition of Dual Controls & Fargo Aux Tank

	Longitudinal			Lateral	
	Weight	Arm	Moment	Arm	Moment
Empty Weight as per W & B:					
Amendment #4	1570.2	108.9	170980.0	-0.16	-251.0
Add Dual Controls	9.4	51.0	479.4	0.00	0.0
Add Fargo Aux Tank	36.5	117.3	4282.9	0.00	0.0
New Empty Weight	1616.1	108.7	175742.3	-0.16	-251.0

Most Forward C of G	●	2166.1	100.0	216511.3	0.49	1057.99
Most Aft C of G	●	2176.1	105.4	229437.3	-1.13	-2461.0

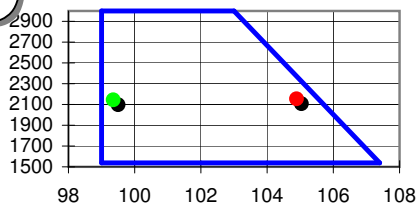


WEIGHT & BALANCE CONFIGURATION NO. 15

Purpose: Addition of Dual Controls & Inlet Diverter

	Longitudinal			Lateral	
	Weight	Arm	Moment	Arm	Moment
Empty Weight as per W & B:	1570.2	108.7	170115.0	-0.16	-251.0
Amendment #4					
Add Dual Controls	9.4	11.0	103.4	0.00	0.0
Add Inlet Diverter	2.0	92.8	185.6	0.00	0.0
New Empty Weight	1581.6	108.7	171645.0	-0.16	-251.0
Most Forward C of G	31.6	99.7	212414.0	0.50	1057.99
Most Aft C of G	241.0	105.2	225340.0	-1.15	-2461.0

LONGITUDINAL C of G

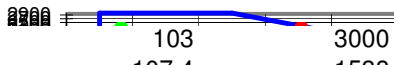


WEIGHT & BALANCE CONFIGURATION NO. 16

Purpose: Addition of Dual Controls, Fargo Tank & Inlet Diverter

	Selective Loading Required Longitudinal			Lateral	
	Weight	Arm	Moment	Arm	Moment
Empty Weight as per W & B:	1570.2	108.7	170115.0	-0.16	-251.0
Amendment #4					
Add Dual Controls	9.4	11.0	103.4	0.00	0.0
Add Fargo Aux Tank	100.0	42.8	4282.9	0.00	0.0
Add Inlet Diverter	2.0	92.8	185.6	0.00	0.0
New Empty Weight	1681.6	108.7	175927.9	-0.16	-251.0
Most Forward C of G	2168.1	99.9	216696.9	0.49	1057.99
Most Aft C of G	2178.1	105.4	229622.9	-1.13	-2461.0

LONGITUDINAL C of G



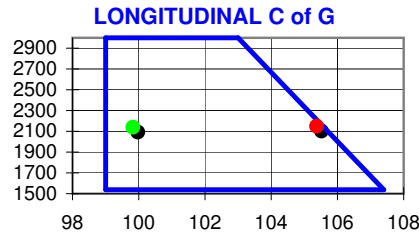
WEIGHT & BALANCE CONFIGURATION NO. 17

Purpose: Addition of Dynaflight System
LSTC # C-LSH01-132/D

Selective Loading Required

	Longitudinal			Lateral	
	Weight	Arm	Moment	Arm	Moment
Empty Weight as per W & B:					
Amendment #4	1570.2	108.9	170980.0	-0.16	-251.0
Add Dynabyte	15.0	111.6	1674.0	0.00	0.0
Add Dynavix	2.0	46.8	93.6	-21.00	-42.0
Add Collective Switch Box	1.0	58.6	58.6	-21.00	-21.0
Add GPS Antenna	2.0	32.0	64.0	8.50	17.0
New Empty Weight	1590.2	108.7	172870.2	-0.19	-297.0

Most Forward C of G	●	2140.2	99.8	213639.2	0.47	1011.99
Most Aft C of G	●	2150.2	105.4	226565.2	-1.17	-2507.0



WEIGHT & BALANCE CONFIGURATION NO. 18

Purpose: Addition of Dynaflight System and Inlet Diverter
LSTC # C-LSH01-132/D

Selective Loading Required

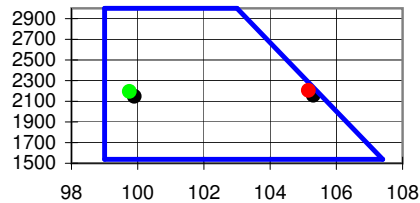
	Longitudinal			Lateral	
	Weight	Arm	Moment	Arm	Moment
Empty Weight as per W & B:					
Amendment #4	1570.2	108.9	170980.0	-0.16	-251.0
Add Inlet Diverter	2.0	92.8	185.6	0.00	0.0
Add Dynabyte	15.0	111.6	1674.0	0.00	0.0
Add Dynavix	2.0	46.8	93.6	-21.00	-42.0
Add Collective Switch Box	1.0	58.6	58.6	-21.00	-21.0
Add GPS Antenna	2.0	32.0	64.0	8.50	17.0
New Empty Weight	1592.2	108.7	173055.8	-0.19	-297.0

WEIGHT & BALANCE CONFIGURATION NO. 19

Purpose: Addition of Dynaflight System and Skyrotor Pods
LSTC # C-LSH01-132/D

Empty Weight as per W & B:	Selective Loading Required			Lateral	
	Longitudinal			Arm	Moment
	Weight	Arm	Moment	Arm	Moment
Amendment #4	1570.2	108.9	170980.0	-0.16	-251.0
Add Sky Pods	56.0	96.90	5426.4	0.00	0.0
Add Dynabyte	15.0	111.6	1674.0	0.00	0.0
Add Dynavix	2.0	46.8	93.6	-21.00	-42.0
Add Collective Switch Box	1.0	58.6	58.6	-21.00	-21.0
Add GPS Antenna	2.0	32.0	64.0	8.50	17.0
New Empty Weight	1646.2	108.3	178296.6	-0.18	-297.0
Most Forward C of G	2196.2	99.7	219065.6	0.46	1011.99
Most Aft C of G	2206.2	105.2	231991.6	-1.14	-2507.0

LONGITUDINAL C of G



WEIGHT & BALANCE CONFIGURATION NO. 20

Purpose: Addition of Dynaflight System, Inlet Diverter and Skyrotor Pods
LSTC # C-LSH01-132/D

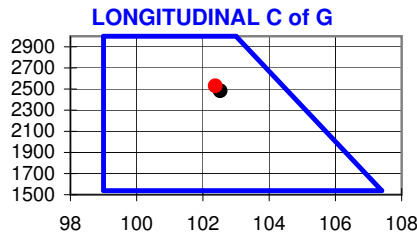
Empty Weight as per W & B:	Selective Loading Required			Lateral	
	Longitudinal			Arm	Moment
	Weight	Arm	Moment	Arm	Moment
Amendment #4	1570.2	108.9	170980.0	-0.16	-251.0
Add Inlet Diverter	2.0	92.8	185.6	0.00	0.0
Add Sky Pods	56.0	96.90	5426.4	0.00	0.0
Add Dynabyte	15.0	111.6	1674.0	0.00	0.0
Add Dynavix	2.0	46.8	93.6	-21.00	-42.0
Add Collective Switch Box	1.0	58.6	58.6	-21.00	-21.0
Add GPS Antenna	2.0	32.0	64.0	8.50	17.0

WEIGHT & BALANCE CONFIGURATION NO. 21

Purpose: **Addition of Hydro Service System as per SH92-63**
Selective Loading Required

Empty Weight as per W & B:	Longitudinal			Lateral	
	Weight	Arm	Moment	Arm	Moment
Amendment #4	1570.2	108.9	170980.0	-0.16	-251.0
Add platform	85.5	86.9	7430.0	-3.00	-256.5
Add saddles	7.2	86.9	625.7	-59.00	-424.8
Add boom assembly	103.0	79.9	8229.7	-59.00	-6077.0
Add water tank-empty	41.0	100.0	4100.0	7.00	287.0
Add pump/engine-dry	160.0	86.9	13904.0	69.00	11040.0
Add stow strut assy	4.0	32.0	128.0	-50.00	-200.0
New Empty Weight	1970.9	104.2	205397.3	2.09	4117.7

Most Forward C of G	●	2520.9	97.7	246166.3	2.15	5426.69
Most Aft C of G	●	2530.9	102.4	259092.3	0.75	1907.7



WEIGHT & BALANCE CONFIGURATION NO. 22

Purpose: **Addition of Hydro Service System as per SH92-63 without the boom
assy and pump (for ferrying)**

Empty Weight as per W & B:	Longitudinal			Lateral	
	Weight	Arm	Moment	Arm	Moment
Amendment #4	1570.2	108.9	170980.0	-0.16	-251.0
Add platform	85.5	86.9	7430.0	-3.00	-256.5
Add saddles	7.2	86.9	625.7	-59.00	-424.8
Add water tank empty	41.0	100.0	4100.0	7.00	287.0

